


# Electrical Actuators – Twin Powermaster

## Twin PowerMaster

### Product Summary

- Powerful 600N, twin chain drive actuator suitable for larger window and rooflight applications.
- With two chain driven push points and 380mm travel they are ideal for operating wider windows at high level in classrooms and commercial buildings.
- Conforms to directives: LVD 2006/95/EC
  - Integral limit switch system
  - Can be connected in parallel with other actuators
  - Auto-stop 'soft close' function



#### Voltage

#### 24V dc

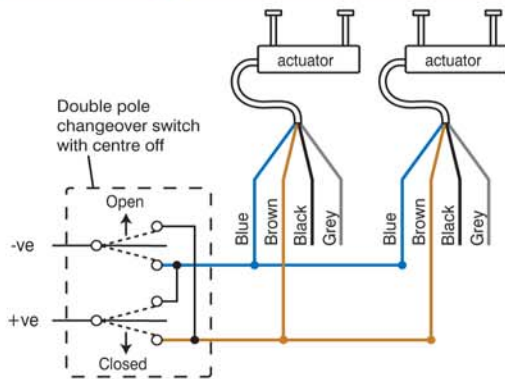
#### 230V ac

Stroke	380mm & 860mm	380mm
Thrust Force	600N	600N
Absorbed Current	2A	1A
Speed	18mm/s	18mm/s
Protection Class	IP32	IP32
Wiring	4 Core	4 Core
Colours Available	Silver anodised	Silver anodised
Cable length	1.5m	1.5m
Operating Temp	-10°C to +65°C	-10°C to +65°C

# Electrical Actuators – Twin Powermaster

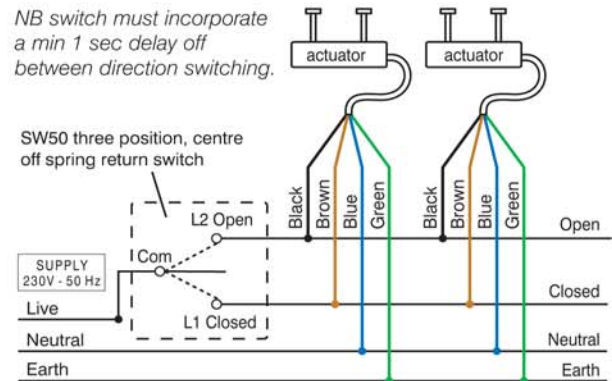
## Twin Powermaster

### Circuit diagram



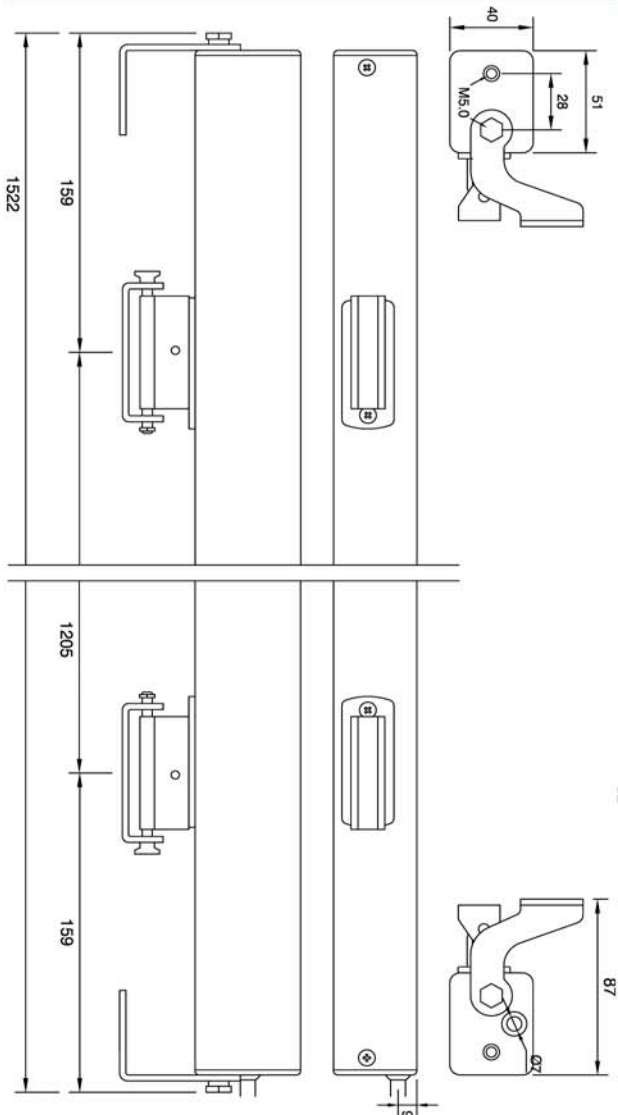
24Vdc Actuator

NB switch must incorporate a min 1 sec delay off between direction switching.

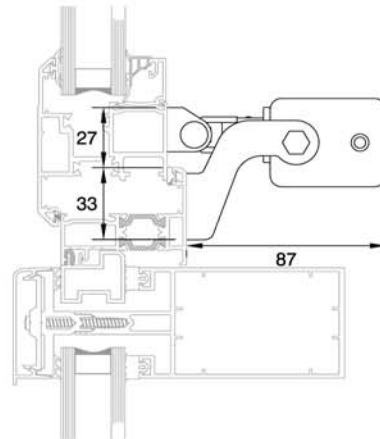


230Vac Actuator

### Dimensions



### As-fitted section - top hung open out



### As-fitted section - bottom hung open in

