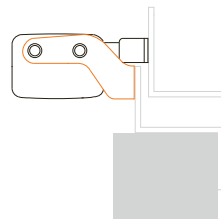
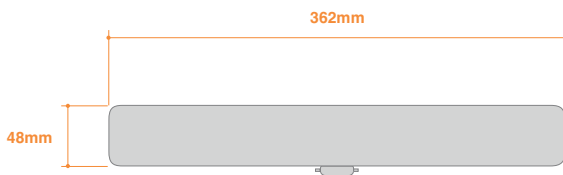


# » Electrical Actuators – C20

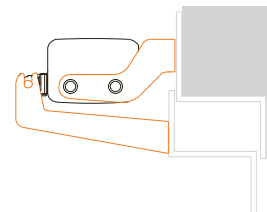
## » C20

### » Product Summary

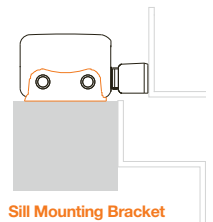
- Slim style actuator with strong double link chain
- Selectable 250mm or 380mm stroke
- Central chain position
- Double insulated electrics
- Supplied complete with top-hung bracket
- Bottom-hung & sill mounting brackets available separately



Top Hung Bracket



Bottom Hung Bracket



Sill Mounting Bracket

### » Technical Specification

| Voltage           | 24V dc             | 230V ac            |
|-------------------|--------------------|--------------------|
| Stroke            | 240/360mm          | 240/360mm          |
| Thrust Force      | 200N               | 200N               |
| Absorbed Current  | 0.36A              | 0.12A              |
| Speed             | 10mm/s             | 10mm/s             |
| Protection Class  | IP30               | IP30               |
| Wiring            | 2 Core             | 4 Core             |
| Colours Available | White/Silver/Black | White/Silver/Black |
| Limit Stop        | Electronic         | Electronic         |